







Probe Guide

LOGIQ™ P9 and LOGIQ P7



	Description	Application	FOV	Bandwidth	Biopsy Guide	System
Convex						
 C1-5-RS H40462LA	Broad-spectrum convex probe	Abdomen, OB/GYN, Urology	70°	1 – 6	Multi-Angle, disposable with a reusable bracket (H40432LE)	LOGIQ P9
 4C-RS H4000SR	Broad-spectrum convex probe	Abdomen, OB/GYN, Urology	55°	1 – 5	Multi-Angle, disposable with a reusable bracket (E8385NA)	LOGIQ P7
Micro-convex						
 8C-RS H40402LS	Broad-spectrum micro-convex probe	Neonatal, Pediatrics	132°	3 – 11	No	LOGIQ P9 LOGIQ P7
 E8C-RS H40402LN	Broad-spectrum micro-convex intra-cavitary probe	OB/GYN, Urology, Endocavity	123°	3 – 11	Single-Angle, disposable with a disposable bracket (E8385MJ, E8333JB), Single-Angle, Reusable bracket (H40412LN)	LOGIQ P9 LOGIQ P7
Linear						
 9L-RS H40442LL	Broad-spectrum linear probe	Vascular, Small parts, Pediatrics, Abdomen	44 mm	2 – 8	Multi-Angle, disposable with a reusable bracket (H4906BK)	LOGIQ P9
 12L-RS H40402LY	Broad-spectrum linear probe	Small parts, Vascular	37 mm	3 – 12	Multi-Angle, disposable with a reusable bracket (H40432LC)	LOGIQ P9
 L6-12-RS H48062AC	Broad-spectrum linear probe	Small parts, Vascular, Pediatrics	37 mm	4 – 13	Multi-Angle, disposable with a reusable bracket (H40432LC)	LOGIQ P7

	Description	Application	FOV	Bandwidth	Biopsy Guide	System
	Linear (cont.)					
 ML6-15-RS H40462LM	Broad-spectrum linear matrix array probe	Small parts, Vascular, Neonatal, Pediatrics	50 mm	4 – 15	Multi-Angle, disposable with a reusable bracket (H40432LJ)	LOGIQ P9
 L8-18i-RS H40462LF	Broad-spectrum linear probe	Small parts, Vascular	25 mm	4 – 15	No	LOGIQ P9
	Sector					
 3Sc-RS H45041DL	Broad-spectrum sector probe	Cardiac, Abdomen, Transcranial, Pediatrics	120°	1 – 5	Multi-Angle, disposable with a reusable bracket (H46222LC)	LOGIQ P9 LOGIQ P7
 6S-RS H45021RP	Broad-spectrum sector probe	Cardiac, Pediatric Cardiac	90°	2 – 8	No	LOGIQ P9 LOGIQ P7
	Real-time 4D					
 RAB2-6-RS H48681WR	Broad-spectrum real-time 4D probe	Abdomen, OB/GYN, Urology	55° (B), 84° x 55° (Volume scan)	1 – 5	Multi-Angle, disposable with a reusable bracket (H48681ML)	LOGIQ P9 LOGIQ P7
	Specialty					
 P8D H46312LZ	CW split crystal pencil probe	Vascular	N/A	8	No	LOGIQ P9 LOGIQ P7

For probe care and cleaning information, visit www.gehealthcare.com/transducers.

© 2014 General Electric Company – All rights reserved.

General Electric Company reserves the right to make changes in specifications and features shown herein, or discontinue the product described at any time without notice or obligation. Contact your GE Representative for the most current information.

GE, GE monogram, and LOGIQ are trademarks of General Electric Company or one of its subsidiaries.

GE Medical Systems Ultrasound & Primary Care Diagnostics, LLC, a General Electric company, doing business as GE Healthcare.

GE Healthcare
9900 Innovation Drive
Wauwatosa, WI 53226
U.S.A.
www.gehealthcare.com

Global
December 2014
JB26906XE

